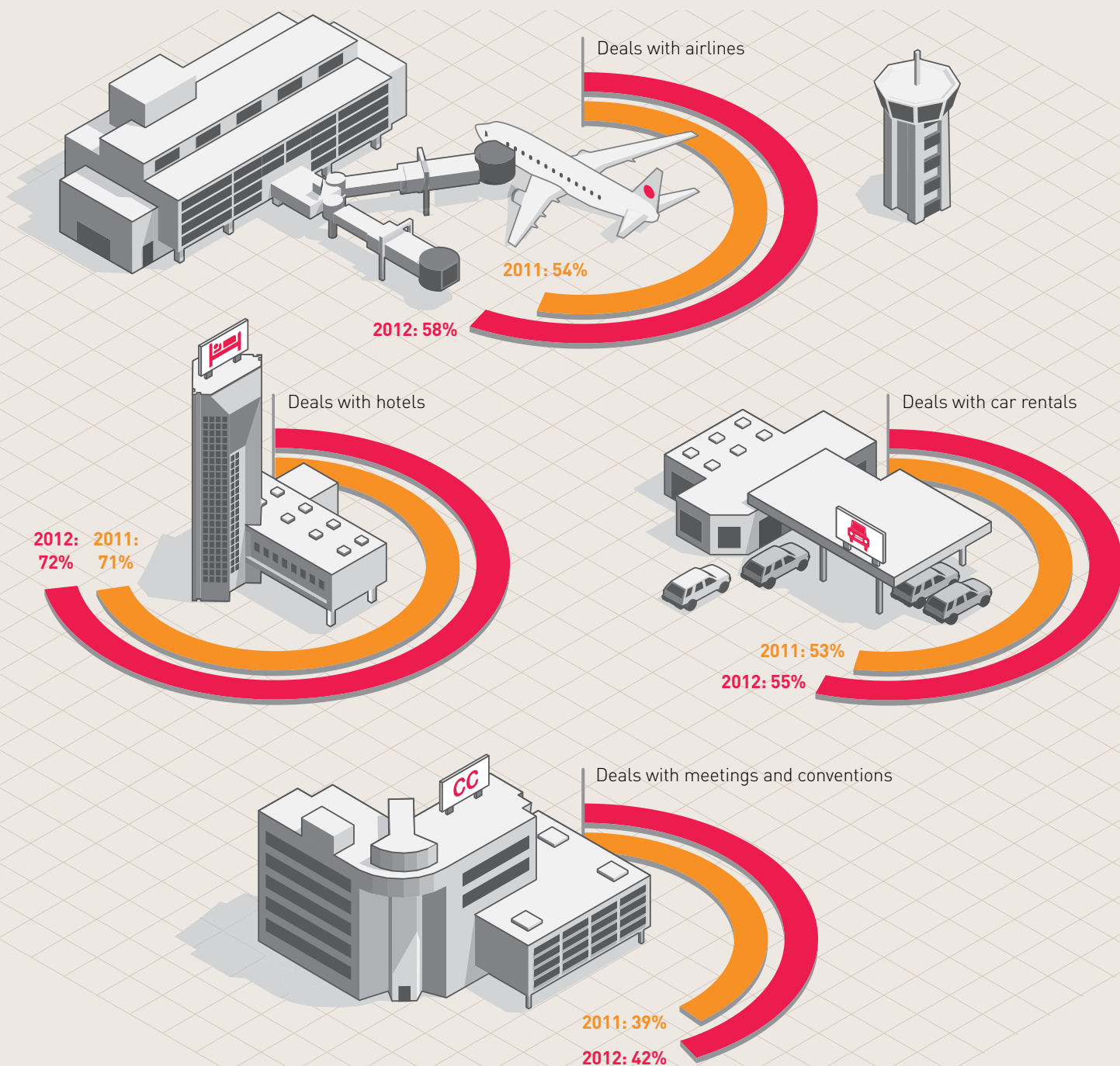


Databank

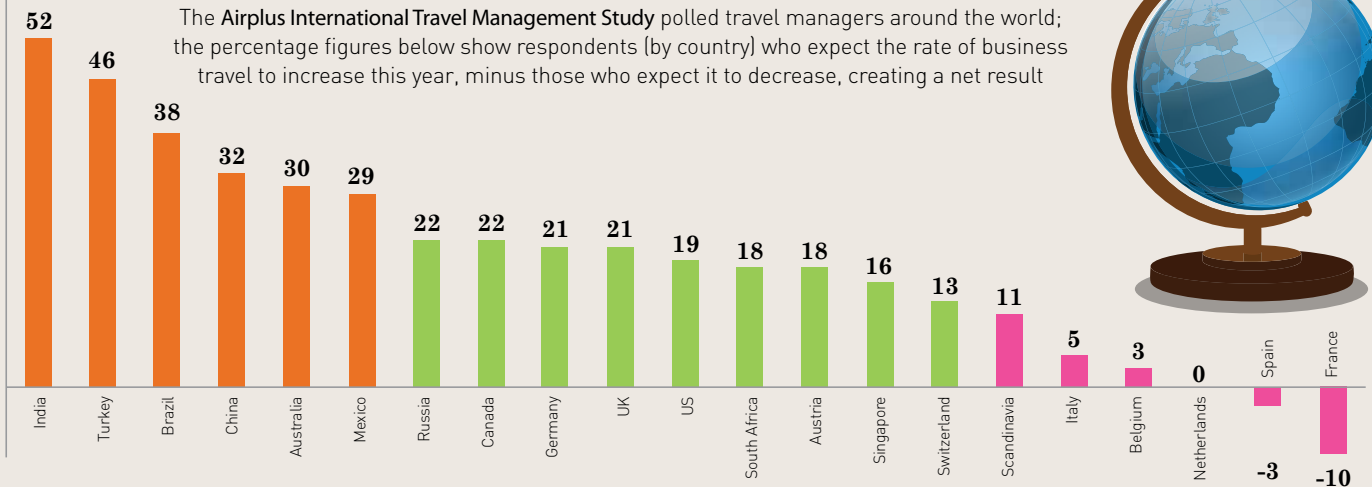
COST-SAVING STRATEGIES

The Airplus International Travel Management Study surveyed 2,100 managers in 24 countries: here it looks at how many buyers have preferred supplier deals, comparing 2012 with 2011



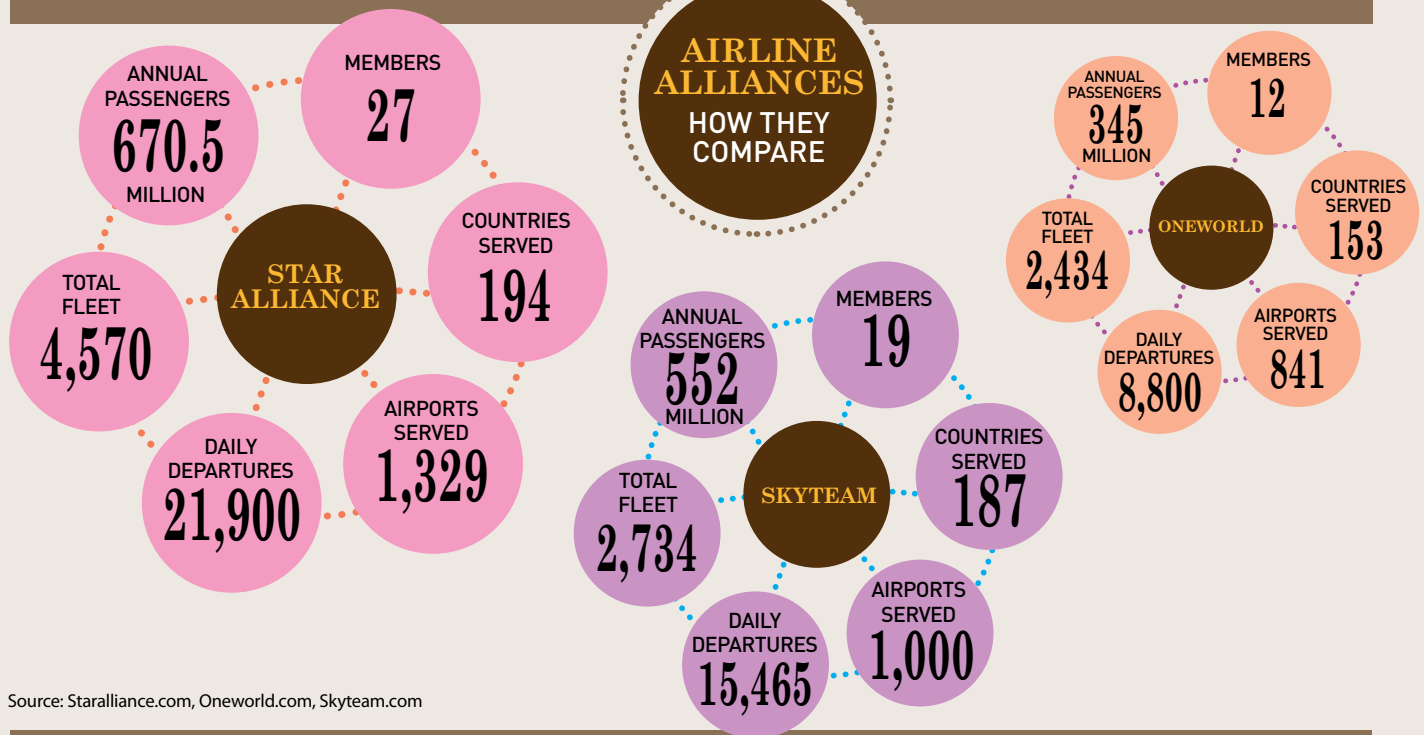
GROWTH AND OPTIMISM

The Airplus International Travel Management Study polled travel managers around the world; the percentage figures below show respondents (by country) who expect the rate of business travel to increase this year, minus those who expect it to decrease, creating a net result



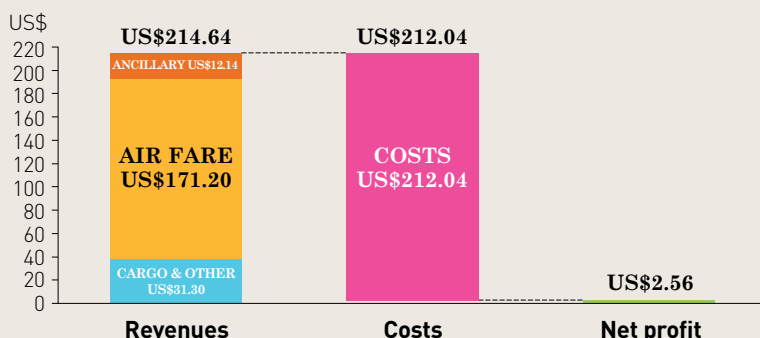
Source: Airplus International Travel Management Study 2013

AIRLINE ALLIANCES HOW THEY COMPARE



Source: Staralliance.com, Oneworld.com, Skyteam.com

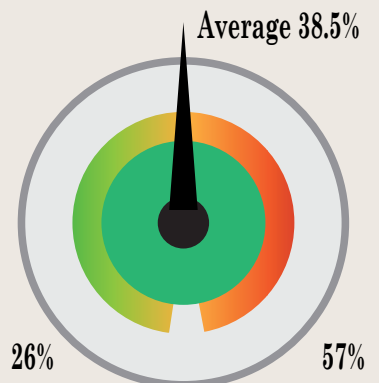
2012 worldwide airline financial results per departing passenger



Source: Ancillary revenues from Idea Works 2012 estimate. Other data: IATA

CWT Travel Stress Index

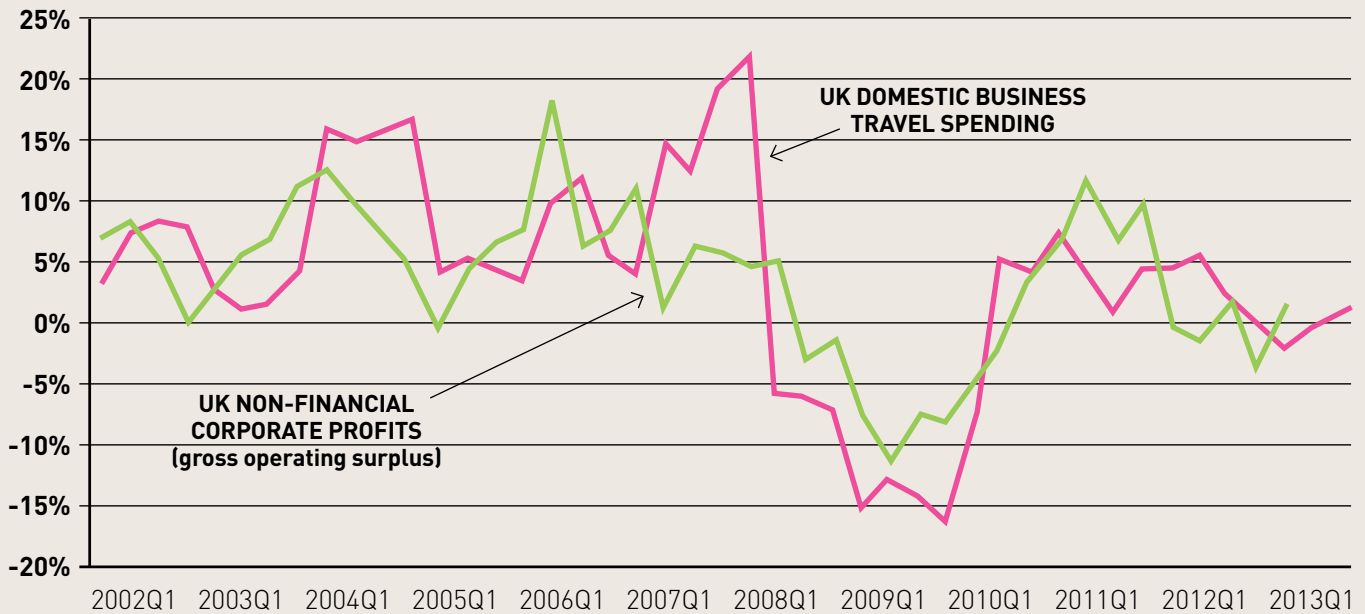
CWT's Travel Stress Index (TSI) is calculated by the following equation: 'unproductive' time (ie actual time lost), divided by total trip time ('productive' stress-free time + 'unproductive' time)



Source: Carlson Wagonlit Travel Solutions Group

PROFIT DRIVING TRAVEL

GBTA Foundation research charts year-on-year percentage changes by quarter, showing how corporate profit is a key driver of UK domestic business travel

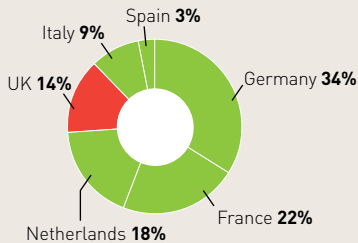


Source: Eurostats, GBTA Foundation, Rockport Analytics

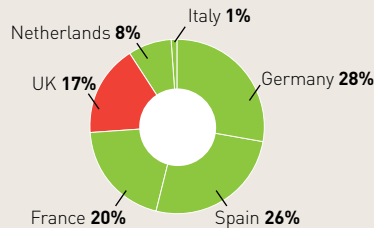
BRICS: MARKET SHARE

A CBI report shows the share of new direct flights to the BRIC countries (Brazil, Russia, India and China) from the six largest EU countries, from 1993-2011

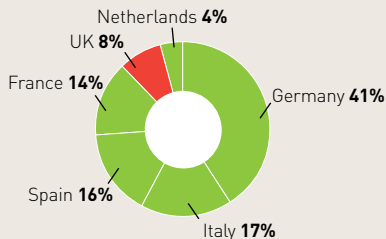
CHINA



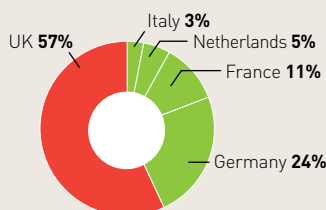
BRAZIL



RUSSIA



INDIA



Source: CBI, Eurostat/OAG

Worldwide taxi fares

The world's most expensive airport taxi transfers, showing the distance from airport to city centre (in km) and average cost (one-way, April 2013). To central London, Heathrow averages £57 and Gatwick is £100.

TOKYO NARITA	66km	£191.48
MALPENSA	46km	£72.03
MUNICH	31km	£42.37
CHARLES DE GAULLE	23km	£38.14
MELBOURNE	23km	£37.30
SCHIPHOL	18km	£35.59
COPENHAGEN	8km	£34.08
BRUSSELS	12km	£29.66
ATHENS INTERNATIONAL	20km	£29.66
SAN FRANCISCO INTERNATIONAL	21km	£29.41

Source: Moneycorp