

GLOBAL BOOKING TRENDS

Carlson Wagonlit Travel internal data shows the country percentage of overall bookings, average trip by country, average cost and how far in advance each country books their car rental.

	% of total	Average trip	Average cost per day	Average advance booking
UK	43%	4.3 days	£28	12 days
US	21%	6.6 days	£33	25 days
Germany	9%	3.7 days	£43	16 days
France	5%	3.9 days	£35	16 days
Netherlands	3%	4.1 days	£48	14 days

Source: Carlson Wagonlit Travel

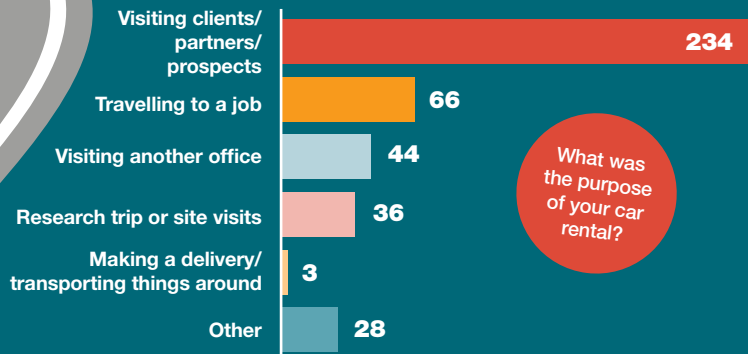


The distance one-day renters drive further than two-day renters, per day.

Source: Avis

STRICTLY BUSINESS

The Rentalcar survey found that, for business customers, car rental was used mostly for visiting partners and prospects...

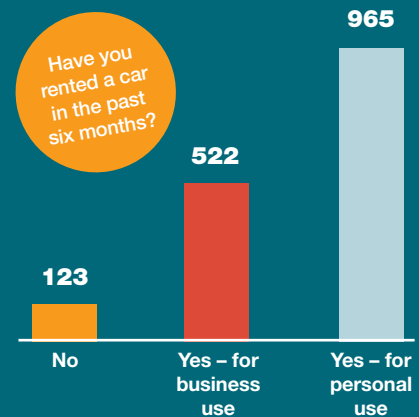


Source: Rentalcar

What was the purpose of your car rental?

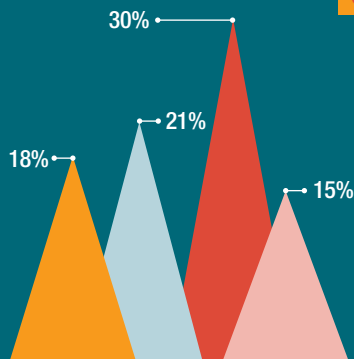
LEISURELY PAGE

...and, overall, the majority of customers used their rentals for personal use.



Have you rented a car in the past six months?

ON THE UP?



Source: Airplus International Travel Management Study 2016

Airplus surveyed 847 individuals responsible for travel management within their companies.

- % based in the UK that believe car rental bookings will rise in the next 12 months.
- % based in Europe that believe car rental bookings will rise in the next 12 months.
- % based in the UK that will spend more on car rental in the next 12 months.
- % based in Europe that will spend more on car rental in the next 12 months.



The leasing of fleets by corporates grew in 2015 compared to the previous year.

Source: BVFLA